



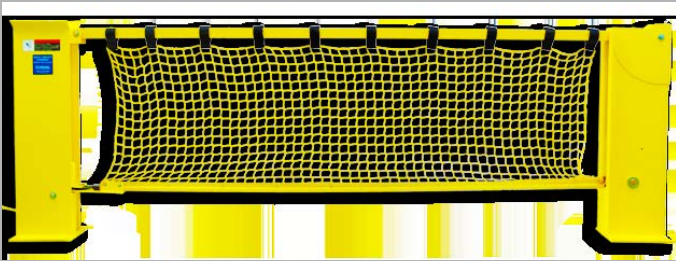
Gates & Barriers



APS Resource[®]
Your Aftermarket Solution

Dock Impact Barrier™

The Dock Impact Barrier can reduce the occurrence of accidents due to fork lift, pallet jack or pedestrians falling off the dock when the door is open.



Door Size	Overhead Clearance
6'	10'4"
7'	11'4"
8'	12'4"
9'	13'4"
10'	14'4"

Features:

- Stops a 10,000 lb. gross load at 4 mph
- 42" top rail meets OSHA standard for withstanding 200 lbs. of force from any direction
- High visibility yellow

Benefits:

- OSHA Compliant
- Interlock Capable
- Protects overhead doors & tracks
- Gas spring assisted for easy, one-handed operation

Dock Impact Barrier- LC™

While still meeting limited overhead clearance requirements, the Dock Impact Barrier- LC can reduce the occurrence of accidents due to fork lift, pallet jack or pedestrians falling off the dock when the door is open.



Door Size	Overhead Clearance
8'	9'10"
9'	10'10"
10'	11'10"

Features:

- Stops a 10,000 lb. gross load at 4 mph
- 42" top rail
- High visibility yellow with safety striping on the rails of the non-netting version
- Optional netting and Retrofit Kits available for OSHA Compliance

Benefits:

- OSHA Compliant
- Interlock Capable
- Good for low ceilings
- Overhead clearance reduced by 30"
- Protects overhead doors & tracks
- Gas spring assisted for easy, one-handed operation

DUAL CHAIN™

The DUAL CHAIN is a set of strengthened security chains used to help protect workers from edge of dock accidents.



Door Size
6'
7'
8'
9'
10'

Features:

- High visibility yellow chain
- Unique turnbuckle allows for ease of adjustment
- Chain system top chain meets OSHA standard for withstanding 200 lbs. of force
- Attached to sides of door frame to enhance durability



Benefits:

- OSHA Compliant
- Simple Manual Operation; no electric requirement
- Easy Installation
- Install on concrete or metal door jambs
- Sentry Rail option



Work Safe Gate™

The Work Safe Gate provides excellent visual protection for personnel. The easy to operate gate lifts effortlessly out of the opening for complete access.



Door Size	Overhead Clearance
6'	10'4"
7'	11'4"
8'	12'4"
9'	13'4"
10'	14'4"

Features:

- 42" top rail
- High visibility yellow with striping on the rails of the non-netted version
- Optional netting and Retrofit Kits available for OSHA compliance

Benefits:

- OSHA Compliant
- Safety latch mechanism securely keeps gate closed and can be locked-out with padlock
- Easy operation; no electrical requirements
- Gas spring for easy, one-handed operation

	DOCK IMPACT BARRIER	DOCK IMPACT BARRIER- LC	WORK SAFE GATE	DUAL CHAINS	SENTRY-RAIL	SENTRY-RAIL LT	LIFT-OUT SENTRY-RAIL
STOPPING POWER	Stops up to 10,000 lbs. at 4mph	Stops up to 10,000 lbs. at 4mph	200lbs. of force from any direction	200lbs. of force from any direction	Stops up to 10,000 lbs. at 5mph	200lbs. of force from any direction	Stops up to 6,000 lbs. at 4mph
MEETS OSHA STANDARDS?	Yes	Yes, with optional netting	Yes, with optional netting	Yes	Yes	Yes	Yes
ACTIVATION	Foot Latch	Foot Latch	Slide Lock	Receiver/ Turnbuckle	N/A	N/A	N/A
OVERHEAD CLEARANCE	6' Door: 10' 4" 7' Door: 11' 4" 8' Door: 12' 4" 9' Door: 13' 4" 10' Door: 14' 4"	8' Door: 9' 10" 9' Door: 10' 10" 10' Door: 11' 10"	6' Door: 10' 4" 7' Door: 11' 4" 8' Door: 12' 4" 9' Door: 13' 4" 10' Door: 14' 4"	N/A	N/A	N/A	N/A
STRENGTH ASPECT	5/16" Cable	5/16" Cable	Steel	Steel Chains	Steel	Steel	Steel
SPECIAL NOTES	Interlock Capable	Interlock Capable	Optional netting for OSHA compliance	Sentry-Rail post mount available	Swing Gate offset post available	8' Rails, cut to specific size needed	Swing gate offset post available

Your APS Resource Local Distributor Is:

APS Resource reserves the right to change specifications and designs without notice and without incurring obligations. APS products may be the subject of one or more U.S. and/or foreign, issued and/or pending, design and/or utility patents. APS Resource as word and logo are registered trademarks belonging to Entrematic Group AB or other companies controlled by the same organization. All rights reserved.



APS Resource[®]
Your Aftermarket Solution

6219 W. Eastwood Ct.
Mequon, WI 53092 USA
(262)-518-1000